

Werkinstructies

Examples for structuring your course. Content | Table of Contents

Are you in the process of [structuring your course](#) and are you curious about how others have structured their courses? Below you can find three examples:

- A course structure based on theme/subject (topics).
- A course structure based on weeks.
- A course structure based on the type of content (literature, assignments, quizzes etcetera).

Structure based on theme or subject

Table of Contents Example 1: TOPICS

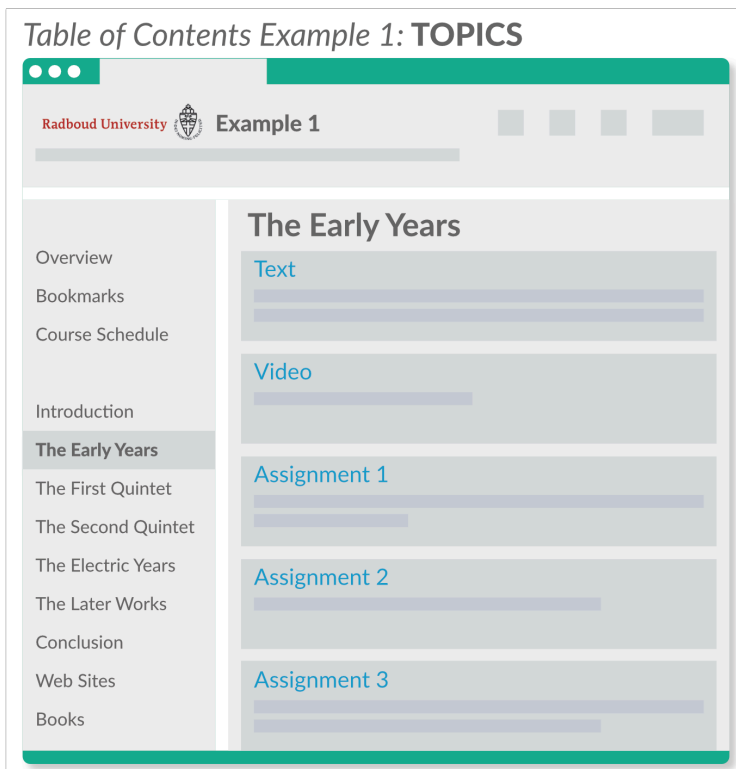
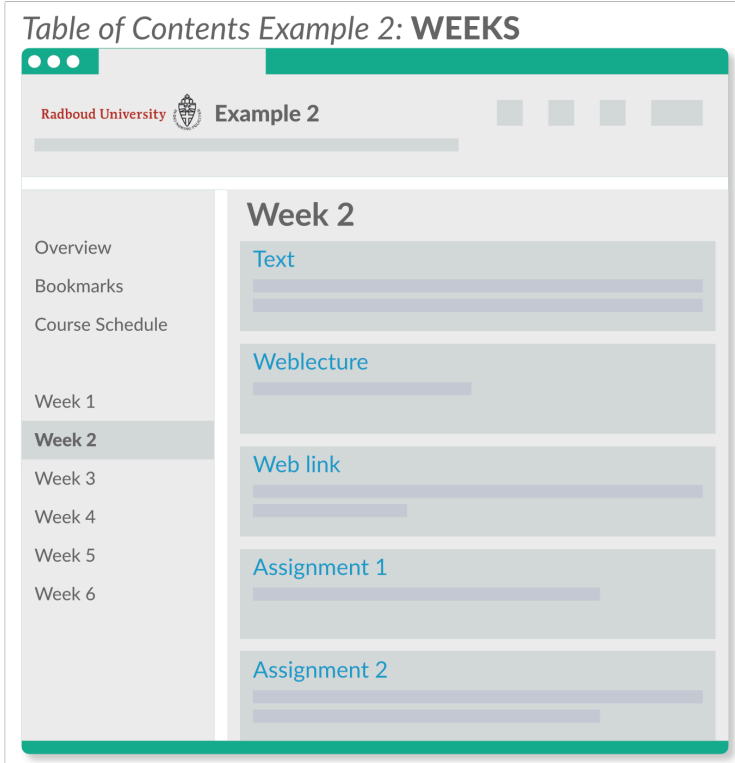


Table of Contents Example 1: TOPICS	
Radboud University	Example 1
Overview	
Bookmarks	
Course Schedule	
Introduction	
The Early Years	The Early Years
The First Quintet	Text
The Second Quintet	Video
The Electric Years	Assignment 1
The Later Works	Assignment 2
Conclusion	Assignment 3
Web Sites	
Books	

Structure based on weeks

Table of Contents Example 2: WEEKS



Overview	
Bookmarks	
Course Schedule	
Week 1	
Week 2	Week 2
Week 3	
Week 4	
Week 5	
Week 6	

Text

Weblecture

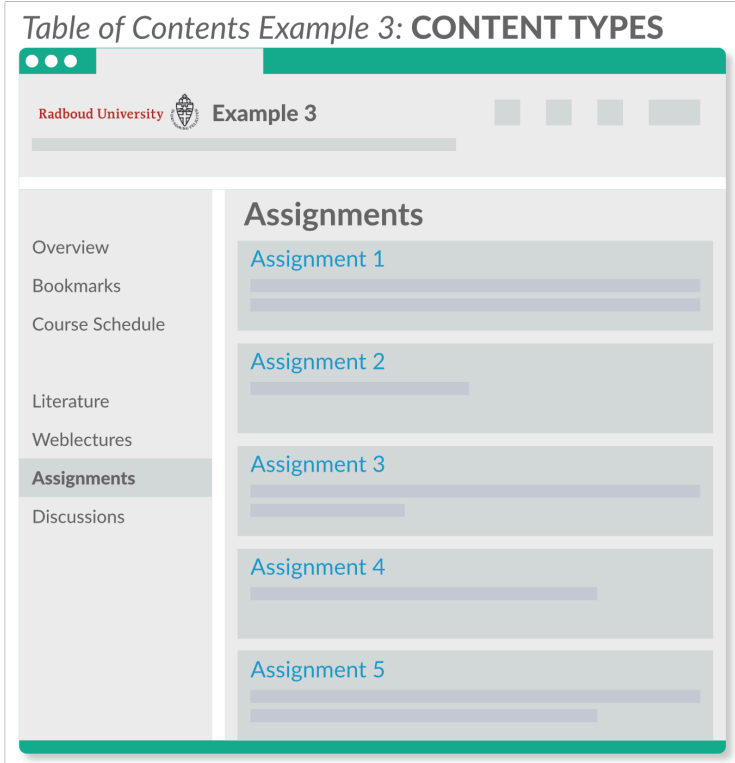
Web link

Assignment 1

Assignment 2

Structure based on course content

Table of Contents Example 3: CONTENT TYPES



The screenshot shows a web interface for a course. At the top, there's a header with the Radboud University logo and the text 'Example 3'. Below the header is a sidebar with a list of course components: Overview, Bookmarks, Course Schedule, Literature, Weblectures, **Assignments** (highlighted), and Discussions. The main content area is titled 'Assignments' and lists five assignments: Assignment 1, Assignment 2, Assignment 3, Assignment 4, and Assignment 5. Each assignment is represented by a blue link and a horizontal bar indicating its relative length or weight.

Overview	Assignments
Bookmarks	Assignment 1
Course Schedule	Assignment 2
Literature	Assignment 3
Weblectures	Assignment 4
Assignments	Assignment 5
Discussions	