

Werkinstructies

How can students review their work on their own computer?

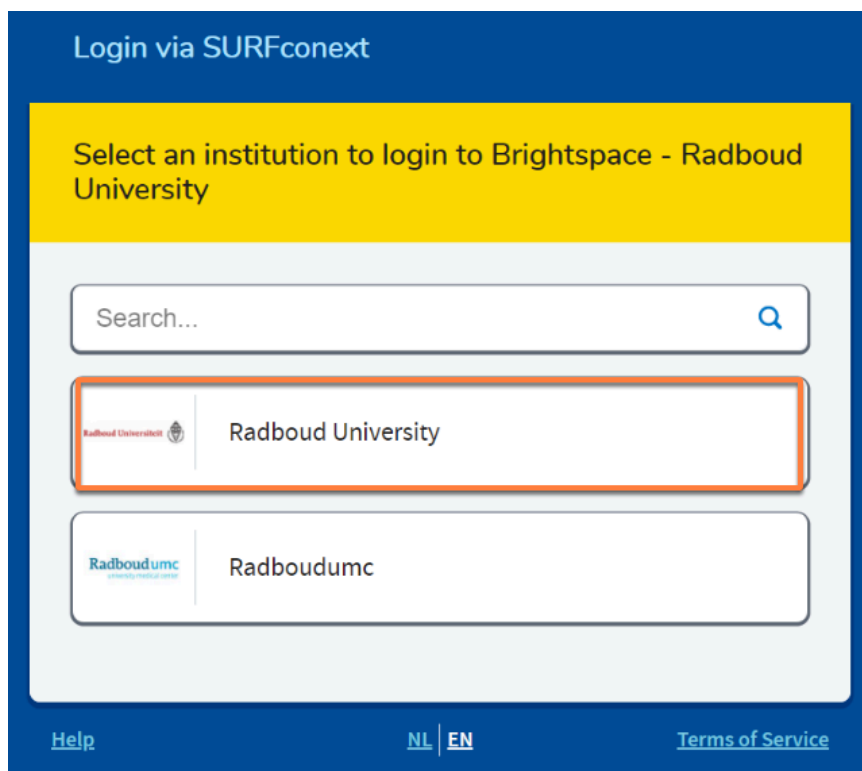
Start up Cirrus

Go to <https://cirrus.ru.nl/>

- i** Please note that this address only has to be used if the review takes place on a chromebook or pc that is NOT facilitated by the RU exam bureau. If this is the case, the computer will be set up with the Cirrus startpage.

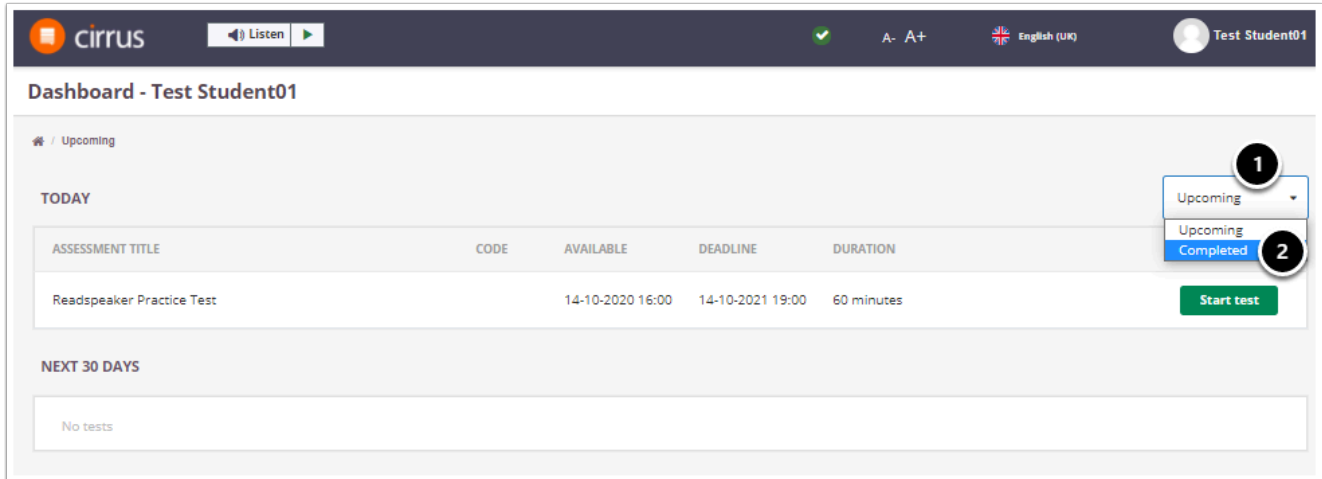
Login

- Click **Login with SURFconext**.



- Select **Radboud University**.
- Student can log in using their s-, e- or z-number and corresponding password.

To the review



Dashboard - Test Student01

Upcoming

TODAY

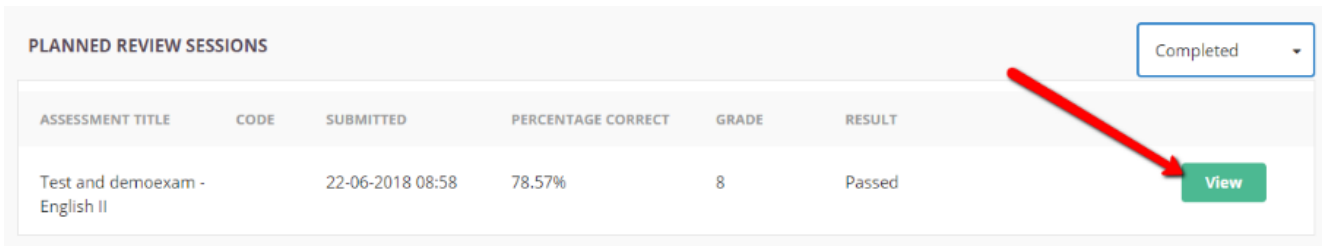
ASSESSMENT TITLE	CODE	AVAILABLE	DEADLINE	DURATION
Readspeaker Practice Test		14-10-2020 16:00	14-10-2021 19:00	60 minutes

Start test

NEXT 30 DAYS

No tests

1. Students go to the homepage of their account and then click **Upcoming** on the right.
2. Choose the option **Completed**.



PLANNED REVIEW SESSIONS

Completed

ASSESSMENT TITLE	CODE	SUBMITTED	PERCENTAGE CORRECT	GRADE	RESULT
Test and demoexam - English II		22-06-2018 08:58	78.57%	8	Passed

View

- Here the student will find the review. When the planned time starts, the student can click **View** on the right.
- The student will have to enter the pin code (which you have given then) and then they can start the review.